- A 2* &0 %
- +9 G
- D 2(& 9
- (&) &9
- * &9E(& %
- A *- % *(D %
  EG =
- 9 (& -
- 9
- ((< ((0(1) * (.) * / 1* *) (&+* %
- A
- % %
  %

G %

	A	* &	.	
G	G	(&	-	
B	G	%(	)-(	

= <	: E : E 9F AB=<= %B %( )% *( ),)	%	+	
	< E <E 9F AB=<= %B %(* % *( ),)	%	)	

) : E <E 9F A= <9 B=<= B %( )%( ), &

B9	B)	1(&	
B	B % %	-&/	
B:	B % %)	)(&	
B	B)	)*, &	
B:	B % %)	)(&	

) B9 B

: *)+*

)+&

B9 B &

& B9 B

& :

:

	G		*&0 .	
DG	A DG		*&)/-	
A<			(& +	9
A			, . (. , -	9
:	:	5*-	(&1+ (& (&(/	
		5%(℃)*-℃	(&1) (&(/	
A	:		)((	9
			, ++	
	%		*- , 0	
D	D %		*(+0	
A	%		+&0 , & -&	9
A D	D %		+&- +&	9
A D FG	D %		%	9
A	%		+	9
			0-	
EN & PG				
=F	%		)&	
=FD	D %		(&	
=F	=F		*	E
<A	G <		0(	

) &= D 5) & * &= D 5) &

+&D A5) &9 , &D 5-

- &

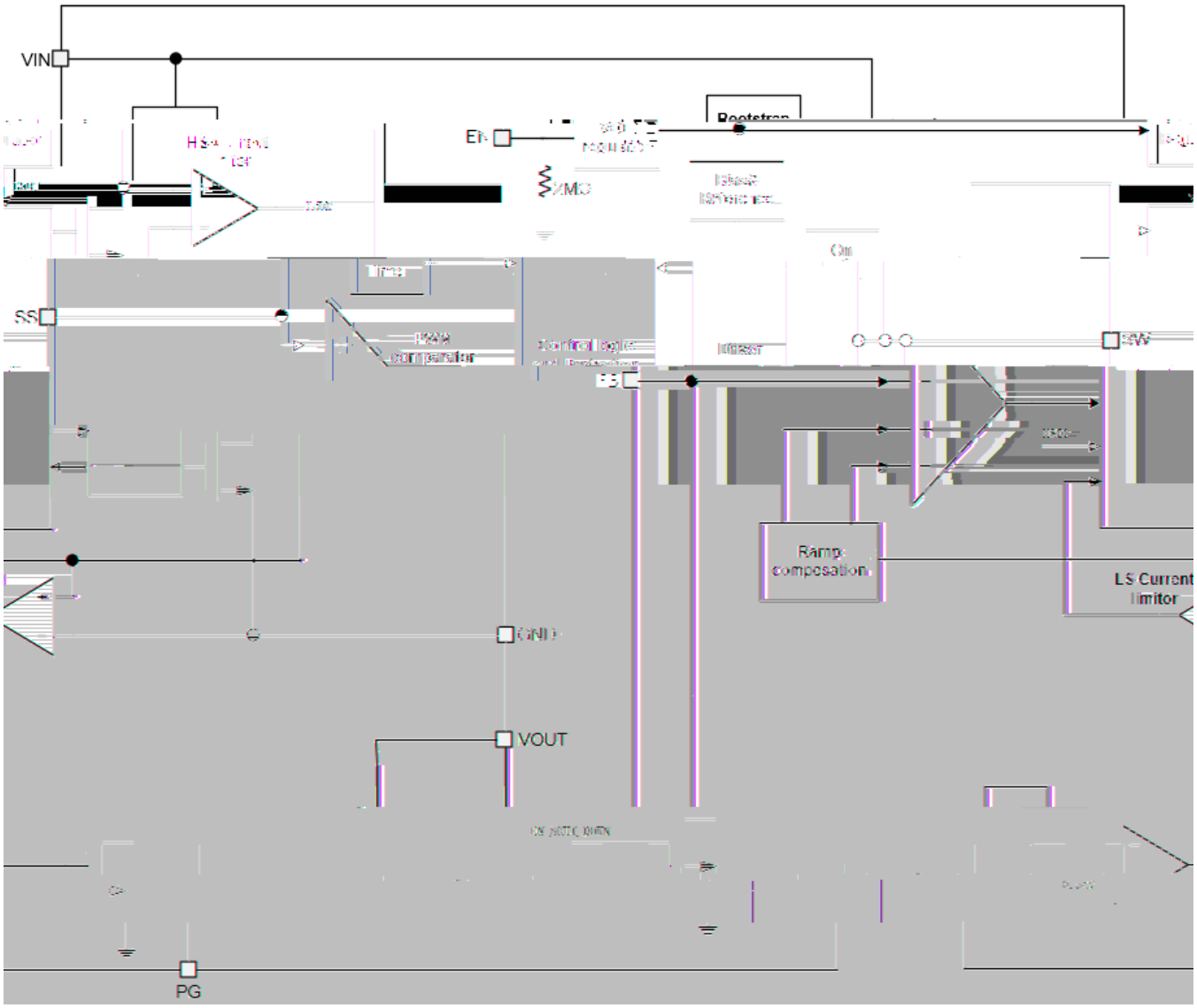
VIN
EN
SS
SW
BS
GND
VOUT
PG
Ramp composation
LS Current limitor

)+ *&0 % +9 % *- %
*(% EG = &A
&
*&E & *)+*
& %
& *)+* E E
& , . (9 &9)((
&
)+ % % %
&

% G &9
% EG = GF% &
AF G % %
% & *)+* % EG =
% % EG = & *)+* % EG =
% % EG = &
%
=)2

)

2

- G &
- AF &
- &

9 GF% G % & G % :
&A : (& GF% &
A G % G G
)((&

)+)((&
)((
&
&

EG =

)+ D G DG *& AF
&- AF &

=F & =F
(& & =F)& &D =F
)+ & *E =F
&

EG = G &

)+ (& &
: &A) & = *
& &
&

*

2

- : G : &
- : : G : &

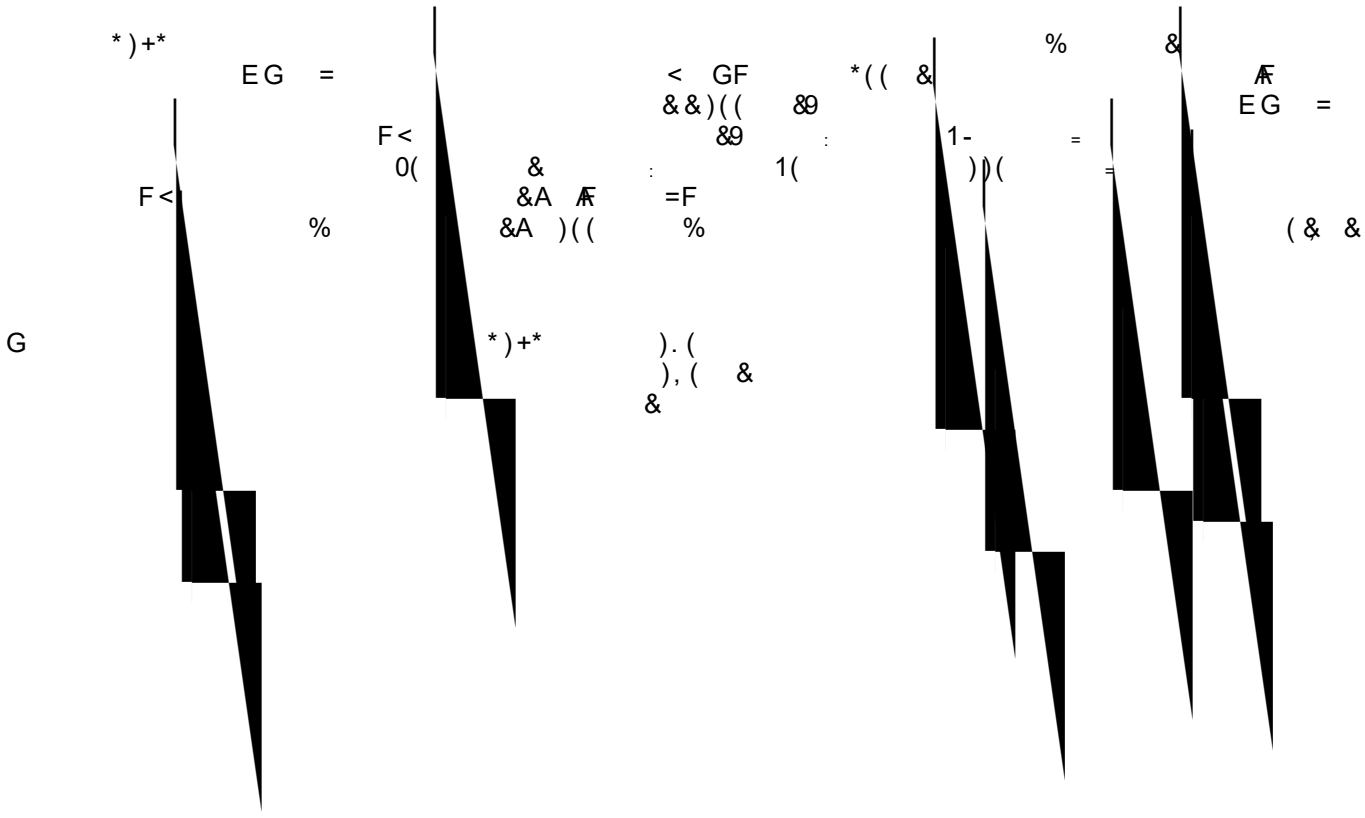

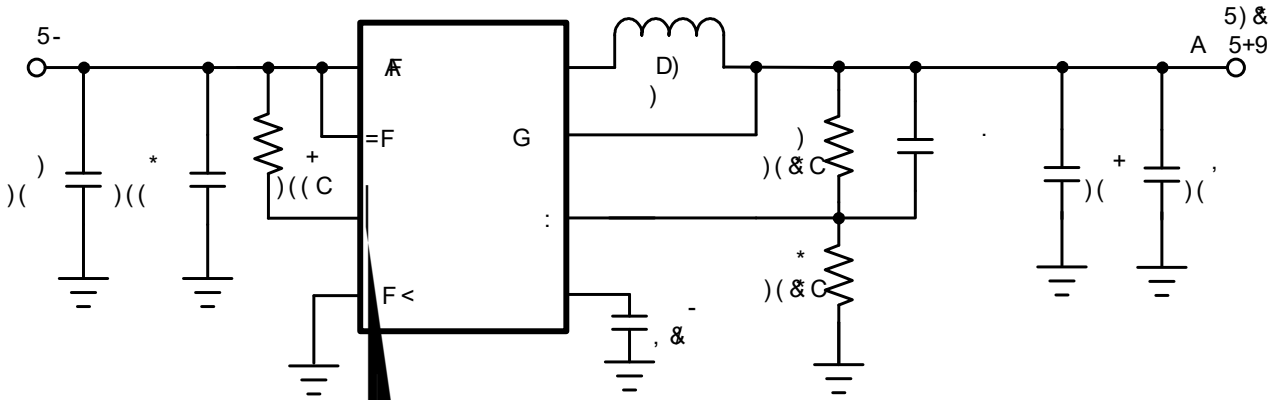

A	- F *&0 .
G	)&
E G	+9
	*&)E
G	*
(&9 *&9	5), (

) * &

*)(&C & =

,)&

" (

)&	)(& C	)(& C
)&0	*(C	)(& C
+&+	, . & C	)(& C

,

2

• =

(&

E < < &D



&

&G

= =

& %

& &

=)* &

)*

2

- &
- &
- D &
- G &
- G &
- &

< < &

&

&)(&

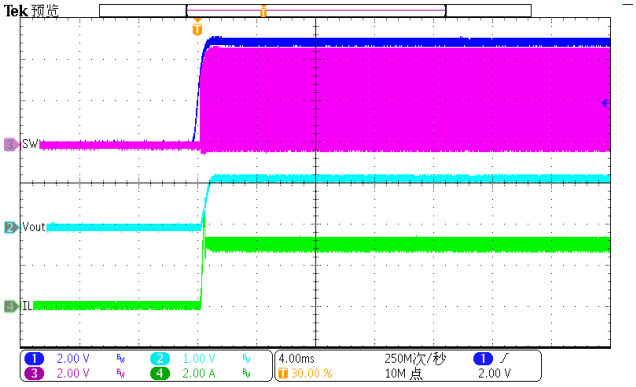

1& 5+9

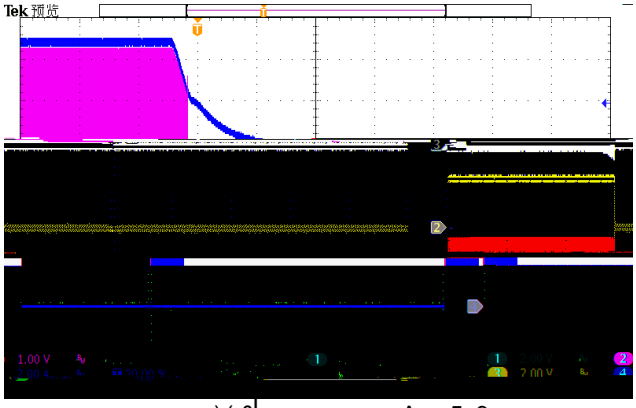

)(& 5+9

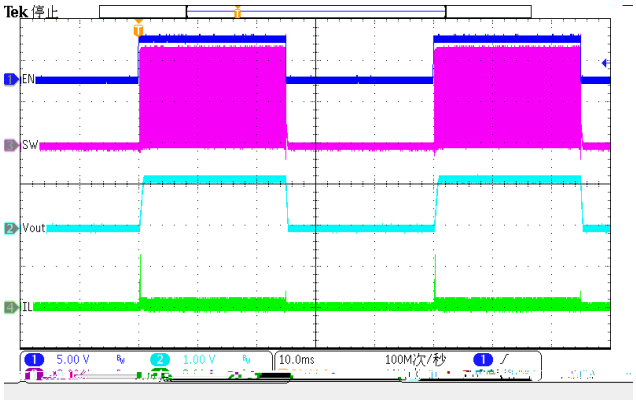

))&=F 5(&9

)*&=F 5+9

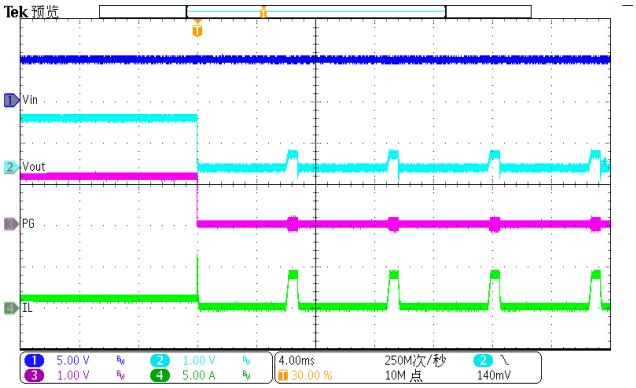

)+&G)9

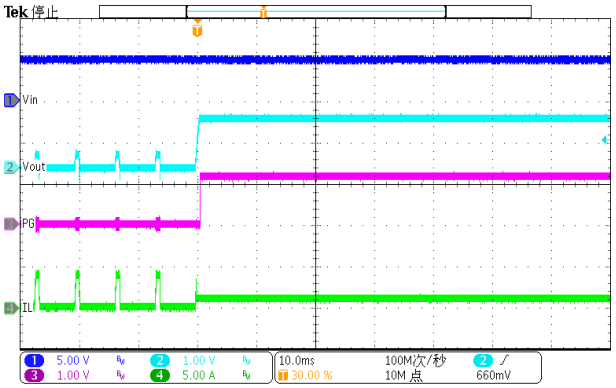

),, &G)9

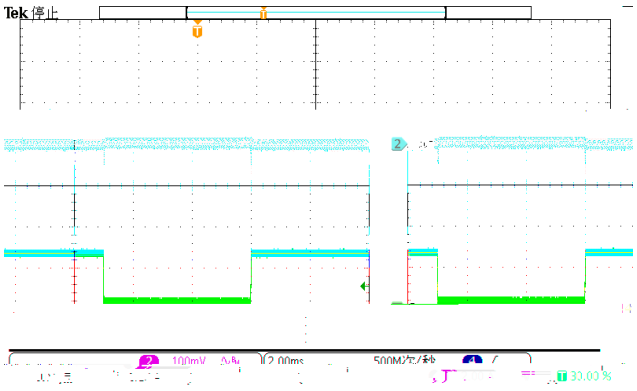

)-&D (&9%&9)&9

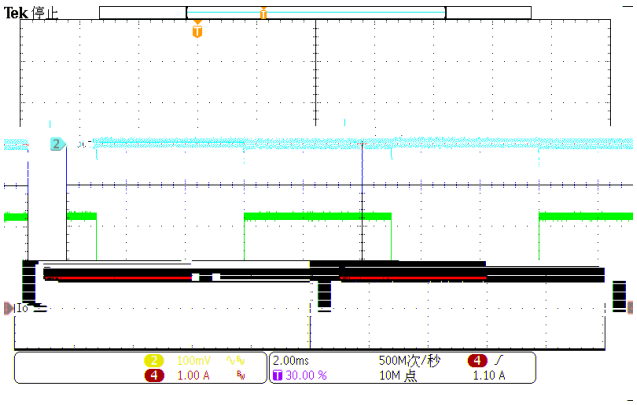

).&D (&-9%&-9)&9

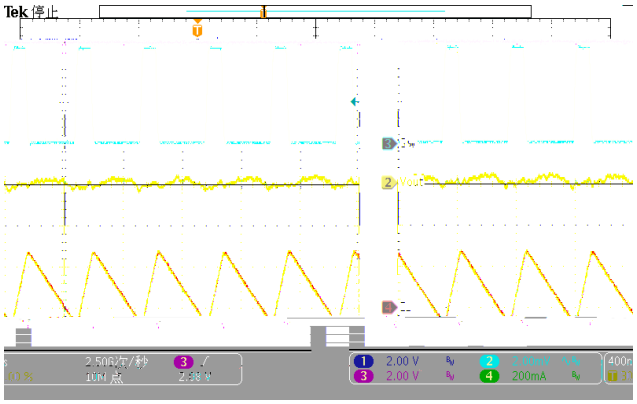

)/&G A&G9<5)((9

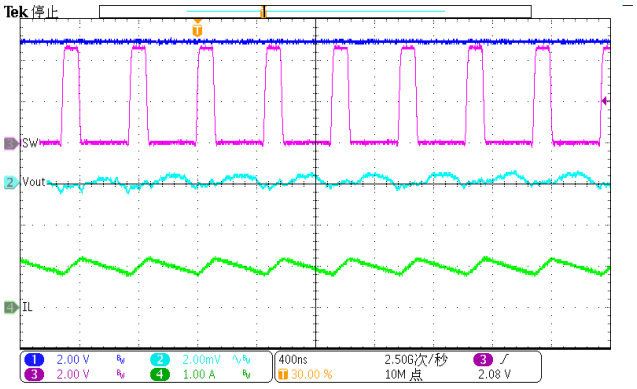

)0&G A&G9<5)9

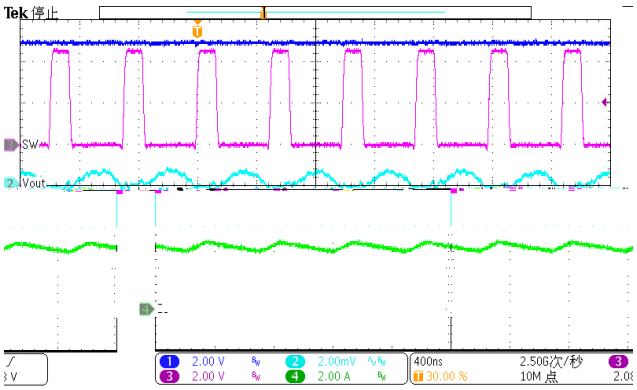

)1&G A&G9<5+9



*(& A5- G 5)& A&G9<5+9



*)& : D =

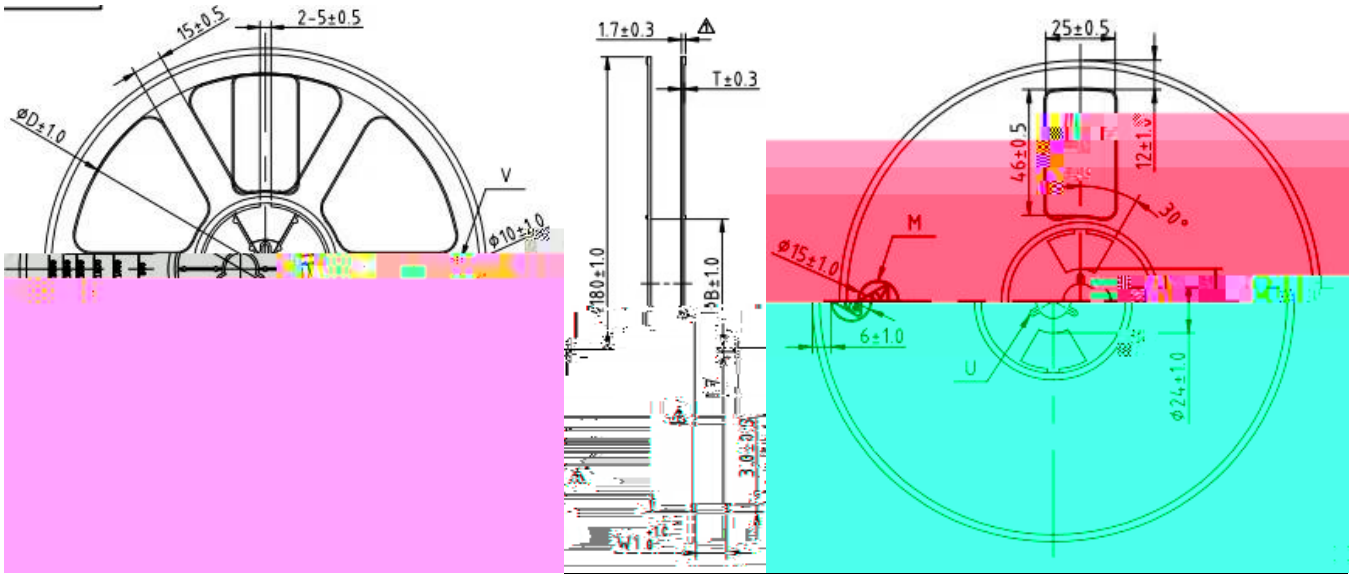
15±0.5
2-5±0.5
ØD±1.0
V
Ø10±1.0
1.7±0.3
T±0.3
Ø180±1.0
B±1.0
3.0±0.5
25±0.5
46±0.5
12±1.0
30°
M
Ø15±1.0
6±1.0
U
Ø24±1.0

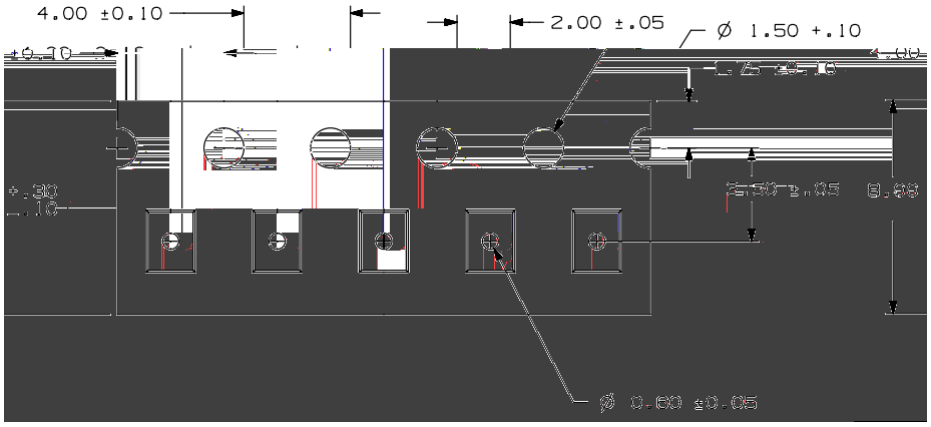
4.00 ±0.10
2.00 ±.05
Ø 1.50 +.10
Ø 1.60 ±0.05

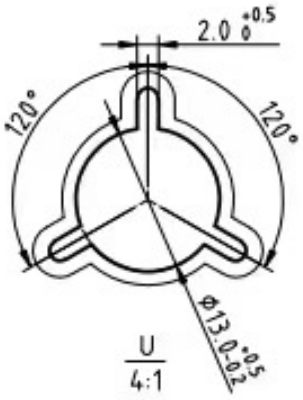
2.0 +0.5 0
120°
120°
U
4:1
Ø13.0 +0.5 -0.2

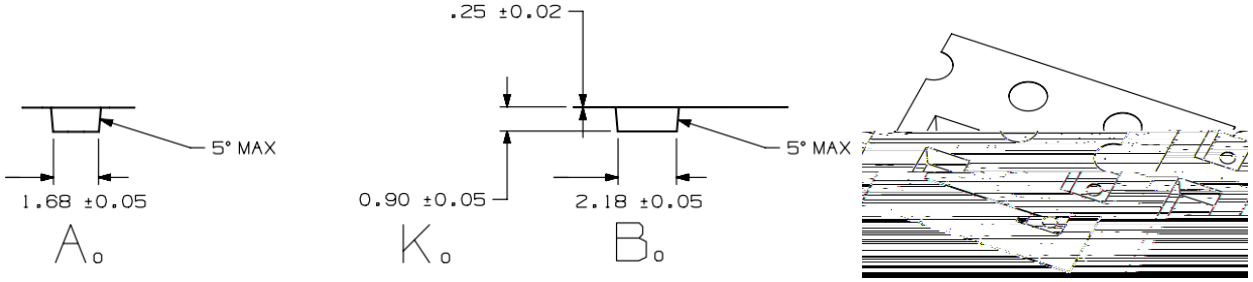
5° MAX
1.68 ±0.05
A0
.25 ±0.02
5° MAX
0.90 ±0.05
2.18 ±0.05
K0
B0